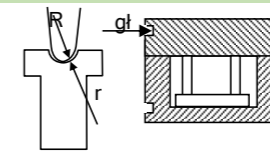
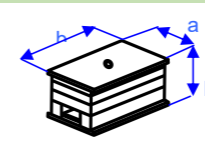
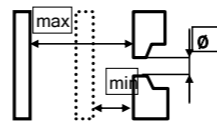
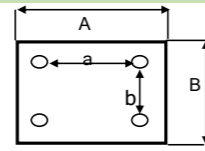


## Zestawienie wtryskarek 2021



Łączna ilość wtryskarek		44										
L.p.	Nazwa wtryskarki	ilość	Sila zwarcia	Gabaryty maszyny	Producent	Rok produkcji	Odległość między kolumnami [a x b]	Wielkość stołu [A x B]	min wysokość formy [min dojazd stołu]	max odległość między płytami mocującymi	objętość wtrysku	Masa wtrysku
	Injection machine name	Q-ty	Clamping force	M/c dimensions	Producer	prod. year	Distancem between column [axb]	Table dimension [AxB]	min height of the mold	max departure table	Injection's volume	Injection's weight
		szt	T	mm [axbxh]			mm	mm	mm	mm	cm <sup>3</sup>	g
1	SHUANGSHEMG SSF 520 [52T]	3	52	3300x1100x1600	SHUANGSHEMG	2021	300x300	455x455	100 mm	610 mm	92 cm <sup>3</sup>	95,7 g
2	LDE 75/ [1 ; 2]	2	75	3500x1200x1800	LG - Cable Machinery	1997	310 x 260	460 x 420	180 mm	550 mm	112 cm <sup>3</sup>	116,5 g
3	LDE 160/ [3 ; 4]	2	160	5200x1400x2200	LG - Cable Machinery	1997	520 x 520	740 x 740	220 mm	900 mm	368 cm <sup>3</sup>	382,7 g
4	ENGEL VICTORY 500/160	1	160	6085x1670x2095	ENGEL	2010	Bezcolumnowa	750x750	300 mm	900 mm	500 cm <sup>3</sup>	520,0 g
5	BT 180/1	1	180	5900x1500	Battenfeld	1992	515 x 515	800x800	300 mm	1 000 mm	630 cm <sup>3</sup>	655,2 g
6	LDE 200/5	1	200	5700x1500x2200	LG - Cable Machinery	1997	540 x 540	790 x 790	240 mm	1 000 mm	397 cm <sup>3</sup>	412,9 g
7	LDE 200/ [6;7;20]	3	200	5700x1500x2200	LG - Cable Machinery	1997	540 x 540	790 x 790	240 mm	1 000 mm	490 cm <sup>3</sup>	509,6 g
8	Battenfeld TMXperss 210/1350 B6P /[1]	1	210	5900x1600x2400	Battenfeld	2013	570x570	820x855	250 mm	1 230 mm	653 cm <sup>3</sup>	679,1 g
9	LGH 220D/[1;2]	2	220	6300x1400x1900	LS - Cable Machinery	2008	560x560	830x830	240 mm	1 010 mm	490 cm <sup>3</sup>	509,6 g
10	KRAUSS MAFFEI KM 250-2000 CX /[1]	1	250	6500x2200x2000	Krauss Maffei [Hydrauliczna + elektryczny silnik]	2016	630x630	995x1050	330 mm	1 150 mm	792 cm <sup>3</sup>	720,0 g
11	Battenfeld HM MR 300/2250H+350S /[1]	1	300	6900x2900x1700	Battenfeld	2011	710x710	1030x1100	375 mm	1 175 mm	1 078 cm <sup>3</sup> 169 cm <sup>3</sup>	1 121,1 g 175,8 g
12	LDE 350/ [8;9;10]	3	350	7100x1700x2400	LG - Cable Machinery	1997	670 x 670	1000 x 1000	300 mm	1 250 mm	930 cm <sup>3</sup>	967,2 g
13	KRAUSS MAFFEI KM 350-1900 CX /[1]	1	350	6248x1983x2136	Krauss Maffei [Hydrauliczna + elektryczny silnik]	2000	710x710	1060x1095	380 mm	1 300 mm	1 047 cm <sup>3</sup>	953,0 g
14	KRAUSS MAFFEI KM 350-2000 CX /[2;3]	2	350	6800x2200x2000	Krauss Maffei [Hydrauliczna + elektryczny silnik]	2016	710x710	1060x1095	380 mm	1 300 mm	1 078 cm <sup>3</sup>	981,0 g
15	KRAUSS MAFFEI KM 380-2700 C3 /[1]	1	380	7370x2310x2510	Krauss Maffei [Hydrauliczna + elektryczny silnik]	2002	800x800	1270x1200	380 mm	1 400 mm	1 097 cm <sup>3</sup>	998,0 g
16	Battenfeld MacroPower 400/3400 B8 [1;2;3]	3	400	7600x2500x2500	Battenfeld	01.06.2017	900x750	1289x1139	400 mm	1 450 mm	1 657 cm <sup>3</sup>	1 723,3 g
17	KRAUSS MAFFEI KM 420-3000 CX	1	420	6800x2200x2000	Krauss Maffei [Hydrauliczna + elektryczny silnik]	maj.2019	800x800	1270x1230	380 mm	1 400 mm	1 609 cm <sup>3</sup>	1 464,0 g
18	LDE 450/ [11;12;13]	3	450	8600x1800x2600	LG - Cable Machinery	1997	830 x 830	1200 x 1200	350 mm	1 450 mm	1 480 cm <sup>3</sup>	1 539,2 g
19	LGH 450M/[3;4;5]	3	450	6900x2300x2200	LS - Cable Machinery	2008	830x830	1200x1200	350 mm	1 450 mm	1 482 cm <sup>3</sup>	1 541,3 g
20	FP 5800/2	1	630	10750x3970x2620	Ponar-Zywiec	1995	800 x 750	1400 x 1400	430 mm	1 710 mm	2 544 cm <sup>3</sup>	2 645,8 g
21	LDE 650/ [14;15]	2	650	10500x2300x2600	LG - Cable Machinery	1997	1000 x 1000	1420 x 1420	450 mm	1 800 mm	3 140 cm <sup>3</sup>	3 265,6 g
22	LGH 650M/[6]	1	650	8200x2700x2400	LS - Cable Machinery	2008	1000x1000	1440x1440	450 mm	1 800 mm	3 120 cm <sup>3</sup>	3 244,8 g
23	LDE 850/ [16;17]	2	850	12300x2500x2800	LG - Cable Machinery	1997	1100 x 1100	1580 x 1580	500 mm	2 250 mm	5 000 cm <sup>3</sup>	5 200,0 g
24	LDE 1000/18	1	1000	12700x2800x3100	LG - Cable Machinery	1997	1270 x 1270	1800 x 1800	500 mm	2 250 mm	5 000 cm <sup>3</sup>	5 200,0 g
25	LGH 1050M/7	1	1050	10200x3300x2800	LS - Cable Machinery	2008	1400x1250	1950x1800	600 mm	2 400 mm	4 980 cm <sup>3</sup>	5 179,2 g
26	LDE 1300/19	1	1300	11000x3300x2900	LG - Cable Machinery	1997	1400 x 1400	1950 x 1950	700 mm	2 300 mm	6 570 cm <sup>3</sup>	6 832,8 g